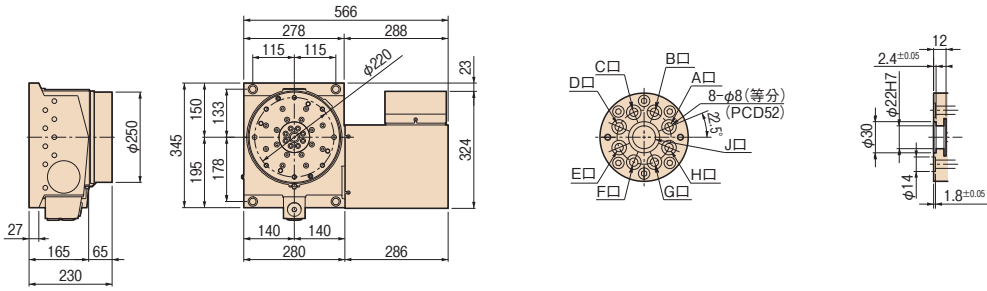


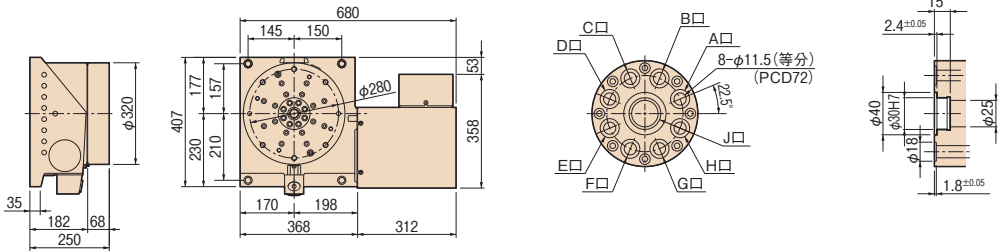
规格图

单位:mm

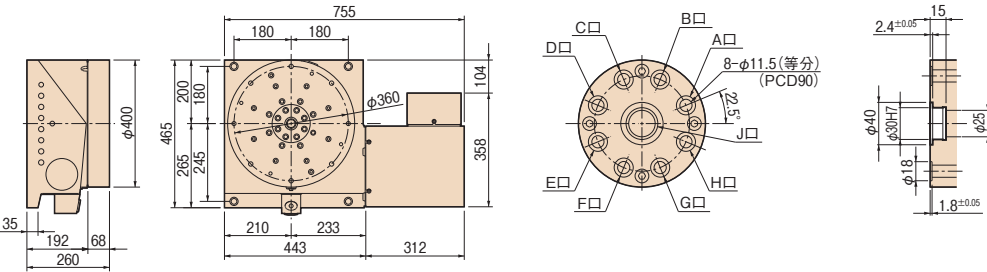
RC-250



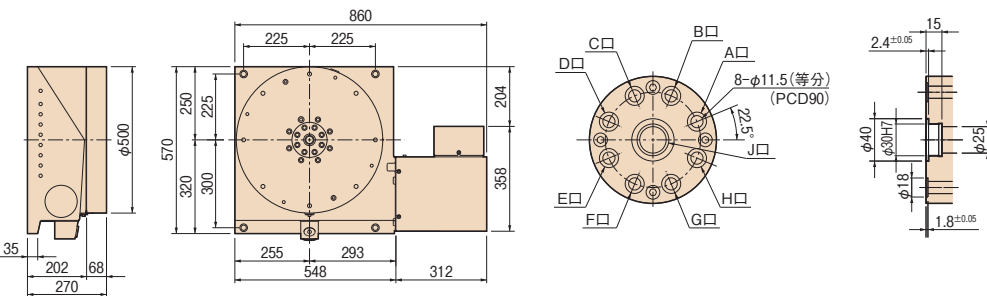
RC-300



RC-400



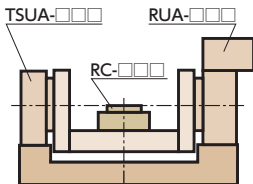
RC-500



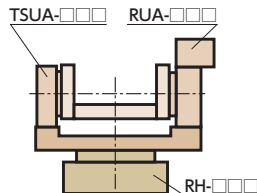
注)上述外观尺寸为FANUC规格。其他厂家的伺服马达时,尺寸有变大。

组合实例

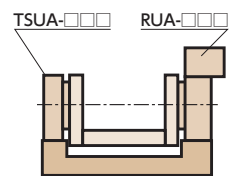
回转·倾斜方式



倾斜·回转方式



摇篮方式



RBS

TBS

RWE/RWA
RN

RWE/RWA-B
RNCV-B

RNCM

RBA

RBA-K
RNCK

RCH
RNC

RCV
RNCV

RN-N
(多轴)

TWA/TN

TTNC

THNC

TTNC-N
(多轴)

RC
RH

RUA

TSUA

RDS

RTV
RTT

RCB

单轴NC
控制器

附件

选项

资料